


Se suministran con ruedas de goma para tope. Tope de EPDM opcional (PS010).
 Supplied with rubber safety stoppers. EPDM stopper optional (PS010).
 Fournis avec roues en caoutchouc de butoir. Butoir de EPDM optionnel (PS010).
 Fornecido com rodas de borracha para cima. Cima de EPDM opcional (PS010).



PS010

PM640E

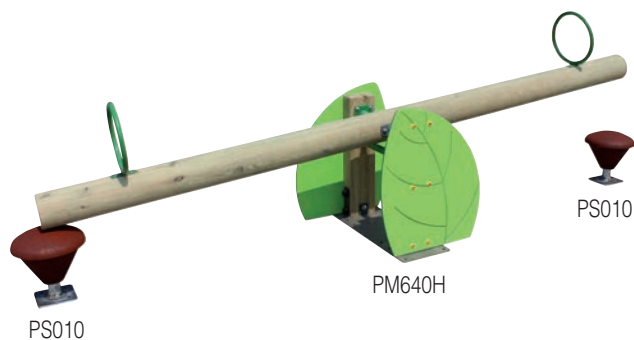
PS010



PS010

PM640C

PS010



PS010

PM640H

PS010

YEDRA: balancín / seesaw / balancier / balancé

PM640H, PM640S, PM640C, PM640E:

Madera laminada tratada en autoclave clase IV, polietileno y acero pintado al polvo. 2 plazas.
 Autoclave treated class IV laminated wood, polyethylene and powder coated steel. 2 places.
 Bois lamellé-collé traité en autoclave classe IV, polyéthylène et acier peint à la poudre. 2 places.
 Madeira laminada tratada em autoclave classe IV, polietileno e aço pintado a pó. 2 lugares.

PM640H, PM640S, PM640C, PM640E:



EN 1176.

-  1-6
-  0,81 m.
-  52,3 Kg.
-  3 x 0,58 x 1,13 m.
-  5 x 2,69 m.
-  12,6 m².



H



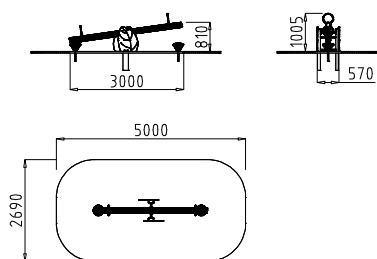
S




C



E



PM640H, PM640S, PM640C, PM640E:
E: 1/200



PS010

PM640S

PS010